



XYZ RADIOLOGY, LLC.

BILLING AND REVENUE STATISTICS

THRU DECEMBER 31, 2014

CONFIDENTIAL

XYZ RADIOLOGY, LLC

Management Report - Rolling 12 Month

Period Ending: 2014/12
Do Not Suppress Cents

Friday, January 2, 2015

	JAN	FEB	MAR	APR	MAY	JUN	JUL	AUG	SEP	OCT	NOV	DEC	TOTAL	Mo. AVG
# Pat.Charges:	7,364	6,547	8,045	7,251	8,855	8,529	7,885	7,914	8,598	8,968	8,864	7,725	96,545	8,045
Pat. Charges	\$939,987.32	\$837,509.99	\$1,034,913.68	\$968,612.34	\$1,098,595.23	\$1,094,799.93	\$1,007,979.75	\$1,039,203.68	\$1,125,582.88	\$1,157,818.89	\$1,130,794.96	\$993,732.58	\$12,429,531.23	\$1,035,794.27
Num Con Charges:	48	55	63	55	89	64	56	98	78	58	83	54	801	67
Con. Charges:	\$1,615.00	\$1,753.00	\$1,947.00	\$1,884.00	\$3,277.00	\$2,625.00	\$2,016.00	\$3,064.00	\$2,822.00	\$2,144.00	\$2,908.00	\$3,631.00	\$29,686.00	\$2,473.83
Total Chrgs:	\$941,602.32	\$839,262.99	\$1,036,860.68	\$970,496.34	\$1,101,872.23	\$1,097,424.93	\$1,009,995.75	\$1,042,267.68	\$1,128,404.88	\$1,159,962.89	\$1,133,702.96	\$997,363.58	\$12,459,217.23	\$1,038,268.10
Adjustments:	\$680,205.47	\$599,426.90	\$671,010.69	\$789,314.26	\$780,991.99	\$711,346.34	\$805,266.77	\$756,743.72	\$737,945.73	\$911,210.32	\$781,682.73	\$840,342.36	\$9,065,487.28	\$755,457.27
Contract Adjustments:	\$1,147.55	\$835.17	\$523.75	\$661.16	\$800.64	\$2,026.20	\$454.78	\$1,745.39	\$831.89	\$1,838.92	\$548.93	\$975.05	\$12,389.43	\$1,032.45
Net Charges:	\$260,249.30	\$239,000.92	\$365,326.24	\$180,520.92	\$320,079.60	\$384,052.39	\$204,274.20	\$283,778.57	\$389,627.26	\$246,913.65	\$351,471.30	\$156,046.17	\$3,381,340.52	\$281,778.38
Payments:	\$214,850.51	\$191,704.08	\$214,301.49	\$248,991.46	\$239,715.85	\$230,500.01	\$254,918.67	\$235,856.73	\$226,863.55	\$280,682.10	\$246,081.45	\$262,044.96	\$2,846,510.86	\$237,209.24
Con. Payments:	\$980.45	\$689.83	\$1,027.25	\$1,399.84	\$1,065.36	\$1,969.80	\$689.22	\$1,887.65	\$973.59	\$2,121.08	\$560.55	\$1,736.95	\$15,101.57	\$1,258.46
Refunds:	(\$79.19)	(\$240.28)	(\$798.47)	(\$629.70)	(\$675.90)	(\$112.76)	(\$206.41)	(\$422.27)	(\$197.25)	(\$263.64)	(\$220.79)	\$0.00	(\$3,846.66)	(\$320.56)
Net Payments:	\$215,751.77	\$192,153.63	\$214,530.27	\$249,761.60	\$240,105.31	\$232,357.05	\$255,401.48	\$237,322.11	\$227,639.89	\$282,539.54	\$246,421.21	\$263,781.91	\$2,857,765.77	\$238,147.15

Accounts Receivable

Net Change:	\$1,168.60	(\$29,328.73)	\$100,578.84	(\$116,753.42)	\$22,684.35	\$108,641.79	(\$100,707.53)	(\$1,199.89)	\$120,475.16	(\$74,978.61)	\$67,408.95	(\$154,042.08)	(\$56,052.57)	(\$4,671.05)
-------------	------------	---------------	--------------	----------------	-------------	--------------	----------------	--------------	--------------	---------------	-------------	----------------	---------------	--------------

Collection Percentages

Gross Collection %:	22.92%	22.92%	20.77%	25.80%	21.85%	21.18%	25.31%	22.81%	20.19%	24.38%	21.76%	26.45%	-	23.03%
Net Collection %:	82.90%	80.40%	58.72%	138.36%	75.01%	60.50%	125.03%	83.63%	58.43%	114.43%	70.11%	169.04%	-	84.52%

Accounts Receivable (Billed Charges)

Total A/R:	\$771,486.32	\$742,157.59	\$842,736.43	\$725,983.01	\$748,667.36	\$857,309.15	\$756,601.62	\$755,401.73	\$875,876.89	\$800,898.28	\$868,307.23	\$714,265.15	\$714,265.15	-
Days in A/R:	17.21	17.08	18.54	16.07	15.16	17.04	14.85	15.35	17.62	15.63	15.98	13.67	-	-
Bad Debt:	\$43,328.93	\$76,176.02	\$50,217.13	\$47,512.74	\$57,289.94	\$43,053.55	\$49,580.25	\$47,656.35	\$41,512.21	\$39,352.72	\$37,641.14	\$46,306.34	\$579,627.32	\$48,302.28
Bad Debt % Gs. Charges:	4.60%	9.08%	4.84%	4.90%	5.20%	3.92%	4.91%	4.57%	3.68%	3.39%	3.32%	4.64%	-	-
NonBillable Chrgs:	\$0.00	\$0.00	\$0.00	\$0.00	\$0.00	\$0.00	\$0.00	\$0.00	\$0.00	\$0.00	\$0.00	\$0.00	\$0.00	\$0.00
Contract Credit:	\$0.00	\$0.00	\$0.00	\$0.00	\$0.00	\$0.00	\$0.00	\$0.00	\$0.00	\$0.00	\$0.00	\$0.00	\$0.00	\$0.00

XYZ RADIOLOGY, LLC

MONTHLY DOCTOR REPORT

Flex Report - Monthly Trending

Year Ending Post Date: 2014

RVU Selection: Work RVU

Grouped By Doctor Name

Friday, January 2, 2015

	JAN	FEB	MAR	APR	MAY	JUN	JUL	AUG	SEP	OCT	NOV	DEC	Mo. AVG	TOTAL
BONUS, INCENTIVE PAYMENT														
Charge Count	0	0	0	0	0	0	0	0	0	0	0	0	0	0
Charges	\$0.00	\$0.00	\$0.00	\$0.00	\$0.00	\$0.00	\$0.00	\$0.00	\$0.00	\$0.00	\$0.00	\$0.00	\$0.00	\$0.00
Payments	\$0.00	\$5.42	\$31.13	\$0.00	\$0.00	\$0.00	\$0.00	\$1,670.73	\$0.00	\$0.00	\$0.00	\$0.00	\$142.27	\$1,707.28
Adjustments	\$0.00	(\$5.42)	(\$31.13)	\$0.00	\$0.00	\$0.00	\$0.00	(\$1,670.73)	\$0.00	\$0.00	\$0.00	\$0.00	\$(142.27)	(\$1,707.28)
Refunds	\$0.00	\$0.00	\$0.00	\$0.00	\$0.00	\$0.00	\$0.00	\$0.00	\$0.00	\$0.00	\$0.00	\$0.00	\$0.00	\$0.00
Bad Debt	\$0.00	\$0.00	\$0.00	\$0.00	\$0.00	\$0.00	\$0.00	\$0.00	\$0.00	\$0.00	\$0.00	\$0.00	\$0.00	\$0.00
RVU	0.00	0.00	0.00	0.00	0.00	0.00	0.00	0.00	0.00	0.00	0.00	0.00	0.00	0.00
DR. BLACK														
Charge Count	920	782	1,178	1,127	1,368	1,208	1,305	1,223	1,022	1,583	1,729	1,138	1,215	14,583
Charges	\$128,055.14	\$114,415.09	\$154,639.13	\$157,324.22	\$179,594.23	\$161,954.17	\$162,769.24	\$148,736.20	\$136,136.23	\$200,912.19	\$227,003.26	\$136,474.14	\$159,001.10	\$1,908,013.24
Payments	\$31,801.44	\$24,131.47	\$27,421.25	\$32,395.66	\$42,890.74	\$25,184.91	\$57,437.65	\$21,007.97	\$32,577.68	\$38,072.00	\$51,115.76	\$35,371.73	\$34,950.69	\$419,408.26
Adjustments	\$107,772.26	\$82,072.56	\$86,118.66	\$107,761.94	\$144,925.18	\$78,459.72	\$195,345.89	\$63,900.62	\$108,625.21	\$124,240.90	\$170,831.91	\$114,535.29	\$115,382.51	\$1,384,590.14
Refunds	\$0.00	(\$107.86)	(\$7.02)	\$0.00	(\$60.84)	\$0.00	\$0.00	\$0.00	\$0.00	(\$35.00)	(\$33.50)	\$0.00	(\$20.35)	(\$244.22)
Bad Debt	\$7,051.50	\$8,588.57	\$7,333.15	\$6,747.31	\$10,851.47	\$6,782.70	\$9,113.23	\$11,643.72	\$8,043.42	\$10,490.08	\$7,887.66	\$11,805.94	\$8,861.56	\$106,338.75
RVU	600.39	544.98	728.20	743.77	864.71	776.80	767.64	699.85	657.79	960.11	1,067.31	637.11	754.06	9,048.66
DR. GREEN														
Charge Count	1,425	1,445	1,757	1,302	1,966	1,360	1,271	1,206	1,518	1,538	1,747	1,345	1,490	17,880
Charges	\$168,533.30	\$174,303.17	\$228,472.43	\$176,122.21	\$262,871.52	\$182,414.40	\$150,969.30	\$149,195.30	\$195,181.37	\$198,357.25	\$228,766.32	\$187,778.31	\$191,913.74	\$2,302,964.88
Payments	\$34,644.37	\$36,719.08	\$47,516.11	\$47,828.97	\$48,428.31	\$50,006.67	\$37,135.75	\$33,407.03	\$37,904.34	\$54,025.31	\$37,360.34	\$59,572.04	\$43,712.36	\$524,548.32
Adjustments	\$112,140.88	\$114,351.45	\$153,204.69	\$153,562.70	\$162,079.39	\$157,967.25	\$107,201.47	\$114,170.82	\$125,420.66	\$178,359.56	\$123,483.52	\$188,569.76	\$140,876.01	\$1,690,512.15
Refunds	(\$30.54)	(\$5.26)	(\$83.72)	(\$4.01)	(\$93.98)	(\$3.61)	(\$25.10)	(\$80.68)	\$0.00	(\$99.81)	\$0.00	\$0.00	(\$35.56)	(\$426.71)
Bad Debt	\$6,994.59	\$10,986.42	\$9,540.10	\$9,945.03	\$10,092.03	\$7,400.49	\$8,205.09	\$10,334.66	\$6,474.91	\$4,448.34	\$7,006.73	\$4,922.40	\$8,029.23	\$96,350.79
RVU	817.60	842.35	1,068.57	840.63	1,220.66	835.46	698.62	698.68	893.22	920.71	1,068.66	880.96	898.84	10,786.12
DR. BLUE														
Charge Count	1,089	1,010	1,396	1,358	1,147	1,658	1,170	1,591	1,573	1,273	1,213	1,416	1,325	15,894
Charges	\$137,569.23	\$125,617.24	\$182,811.35	\$178,048.22	\$132,290.33	\$208,106.32	\$146,671.39	\$207,222.27	\$192,675.40	\$163,496.43	\$147,414.28	\$179,319.27	\$166,770.14	\$2,001,241.73
Payments	\$28,746.51	\$32,918.05	\$28,836.68	\$52,494.89	\$31,813.06	\$34,782.46	\$42,529.71	\$37,882.89	\$47,355.87	\$43,998.90	\$33,416.40	\$50,616.52	\$38,782.66	\$465,391.94
Adjustments	\$86,134.47	\$104,151.35	\$84,163.27	\$164,962.77	\$96,081.13	\$104,387.94	\$138,275.79	\$120,862.03	\$149,914.39	\$140,867.27	\$103,357.93	\$159,339.42	\$121,041.48	\$1,452,497.76
Refunds	\$0.00	(\$24.54)	(\$400.00)	(\$10.13)	(\$63.66)	\$0.00	(\$10.13)	(\$132.69)	\$0.00	(\$10.90)	(\$129.76)	\$0.00	(\$65.15)	(\$781.81)
Bad Debt	\$6,156.13	\$12,220.74	\$6,634.68	\$8,706.51	\$8,958.39	\$7,202.16	\$10,008.85	\$6,608.51	\$8,118.01	\$6,942.83	\$5,405.62	\$5,537.52	\$7,708.33	\$92,499.95
RVU	690.14	612.37	886.37	852.00	626.86	1,006.08	688.18	992.30	926.31	774.89	691.05	847.49	799.50	9,594.04

XYZ RADIOLOGY, LLC.

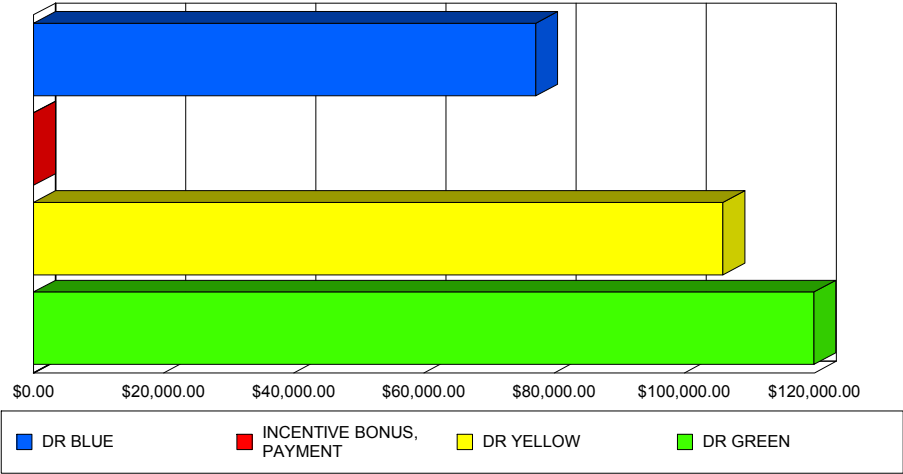
Comparison of Doctors

Post Date Between 6/1/2014 AND 6/30/2014

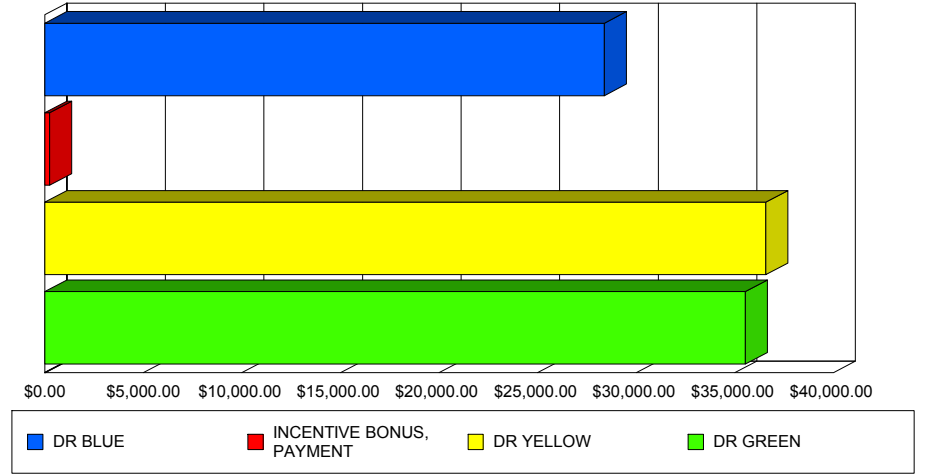
All Modifiers

Tuesday, July 1, 2014

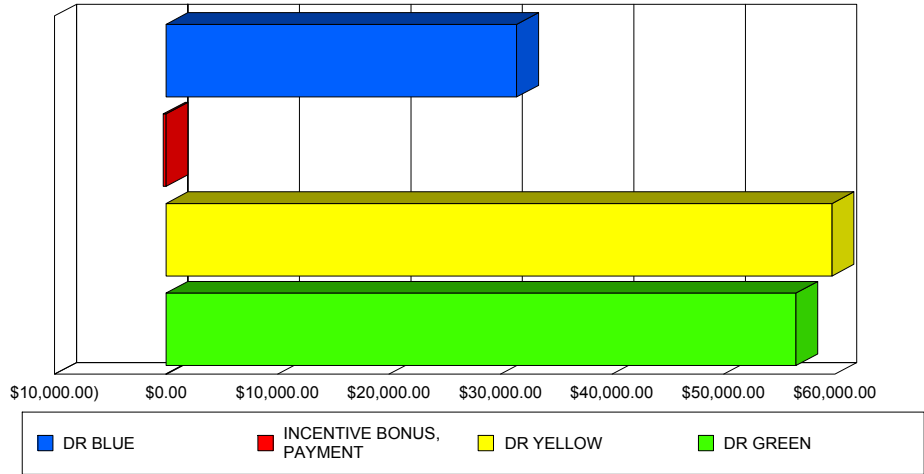
Charges by Doctor



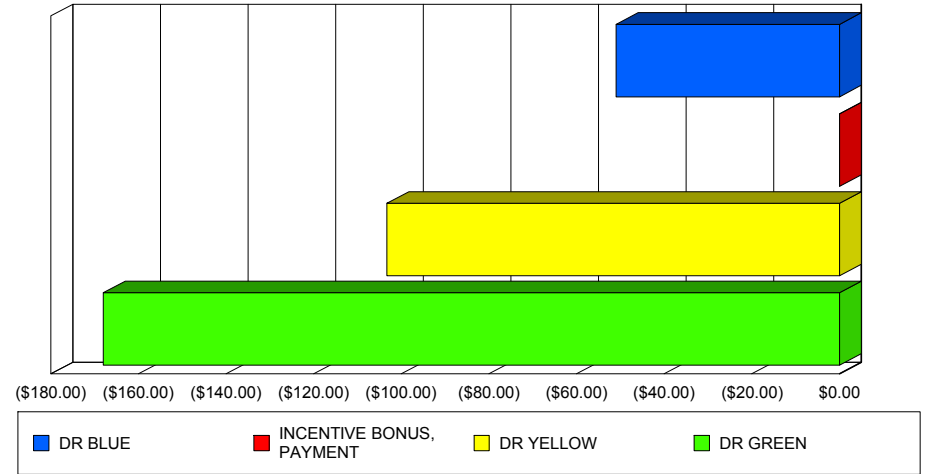
Payments by Doctor



Adjustments by Doctor



Refunds by Doctor



Doctor	# Charges	Charges	% of Total	# Payments	Payments	% of Total	# Adjustments	Adjustments	% of Total	# Refunds	Refunds	% of Total
5 - DR BLUE	197	\$77,185.36	25.47%	284	\$28,389.53	28.18%	240	\$31,442.31	21.33%	3	\$(50.98)	15.82%
4 - INCENTIVE BONUS, PAYMENT	0	\$0.00	0.00%	1	\$247.08	0.25%	0	\$(247.08)	(0.17)%	0	\$0.00	0.00%
2 - DR YELLOW	216	\$105,935.23	34.96%	334	\$36,571.28	36.30%	371	\$59,724.63	40.52%	4	\$(103.28)	32.05%
1 - DR GREEN	257	\$119,915.56	39.57%	374	\$35,535.14	35.27%	391	\$56,482.35	38.32%	5	\$(168.01)	52.13%
Grand Total:	670	\$303,036.15	100.00%	993	\$100,743.03	100.00%	1,002	\$147,402.21	100.00%	12	\$(322.27)	100.00%

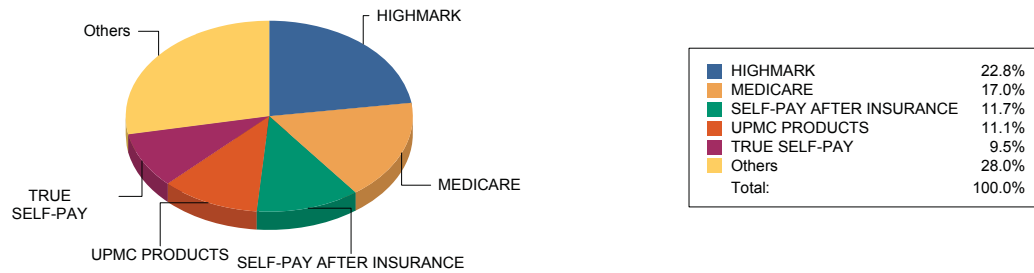
Insurance Aging With Separated Self-Pay

Post Date Period Ending: 2014/12

By Post Date

Friday, January 2, 2015

Top 5 Carriers with Outstanding Balance



<u>Insurance Carrier</u>	<u>0 - 30</u>	<u>31 - 60</u>	<u>61 - 90</u>	<u>91 - 120</u>	<u>121 - 180</u>	<u>181 +</u>	<u>Balance</u>
<u>AETNA</u>	\$33,001.59	\$1,136.41	\$1,021.87	\$29.57	\$0.00	\$39.00	\$35,228.44
<u>AUTO</u>	\$11,565.00	\$2,284.95	\$1,905.00	\$655.70	\$81.00	(\$465.28)	\$16,026.37
<u>CIGNA</u>	\$7,472.06	\$346.75	\$2.18	\$0.00	\$149.00	(\$216.37)	\$7,753.62
<u>COMMERCIAL</u>	\$41,306.79	\$7,709.19	\$5,758.67	\$3,896.87	\$1,934.77	\$3,142.73	\$63,749.02
<u>COVENTRY HEALTH CARE</u>	\$60,064.45	\$4,331.16	\$1,974.77	\$913.00	\$427.00	\$300.00	\$68,010.38
<u>GATEWAY PRODUCTS</u>	\$53,575.00	\$2,148.73	\$2,687.84	(\$24.57)	\$37.72	\$3,907.00	\$62,331.72
<u>HIGHMARK</u>	\$263,075.41	\$14,797.33	\$2,585.54	\$2,784.63	\$2,717.75	\$1,089.91	\$287,050.57
<u>INTEREST PAYMENTS</u>	(\$0.76)	(\$3.72)	(\$11.57)	(\$0.49)	(\$6.08)	(\$376.03)	(\$398.65)
<u>MEDICAL ASSISTANCE</u>	\$15,513.26	\$10,132.44	\$9,033.17	\$497.25	\$1,097.87	\$9,351.18	\$45,625.17
<u>MEDICARE</u>	\$210,090.02	\$6,552.09	\$1,568.40	(\$353.09)	(\$1,513.25)	(\$1,990.32)	\$214,353.85
<u>OHIO WORKERS COMP</u>	\$0.00	\$0.00	\$291.00	\$63.63	\$0.00	\$343.00	\$697.63
<u>PATIENT (payment plan)</u>	\$0.00	\$71.50	\$458.25	\$827.40	\$0.00	\$393.97	\$1,751.12
<u>SELF-PAY AFTER INSURANCE</u>	\$27,216.71	\$31,590.01	\$24,131.88	\$24,236.23	\$18,344.86	\$22,220.53	\$147,740.22
<u>TRICARE</u>	\$5,960.34	\$316.07	\$211.35	\$24.73	\$106.99	(\$189.00)	\$6,430.48
<u>TRUE SELF-PAY</u>	\$31,908.00	\$30,175.00	\$29,250.00	\$17,631.00	\$6,556.00	\$4,151.62	\$119,671.62
<u>UHC</u>	\$17,846.85	\$1,260.77	\$429.35	\$305.95	(\$2.18)	\$1.01	\$19,841.75
<u>UHC COMMUNITY</u>	\$4,201.70	\$8.02	\$0.00	\$0.00	\$0.00	\$0.00	\$4,209.72
<u>UPMC PRODUCTS</u>	\$116,785.69	\$5,234.38	\$7,789.99	\$926.00	\$979.00	\$8,129.92	\$139,844.98
<u>WORKERS COMP</u>	\$14,900.00	\$3,320.00	\$2,419.92	\$1,367.00	\$19.00	(\$303.00)	\$21,722.92
Grand Total:	\$914,482.11	\$121,411.08	\$91,507.61	\$53,780.81	\$30,929.45	\$49,529.87	\$1,261,640.93
% of Total A/R:	72.48%	9.62%	7.25%	4.26%	2.45%	3.93%	

XYZ RADIOLOGY, LLC.

CPT Analysis

Post Date Between 12/1/2014 AND 12/31/2014

All

Summary

Friday, January 2, 2015

<u>Procedure</u>	<u># Charges</u>	<u>Charges</u>	<u># Payments</u>	<u>Payments</u>	<u>Adjustments</u>	<u>Refunds</u>	<u>Work RVU</u>
1 - UPTOWN MEDICAL CENTER							
BREAST							
19081 - BX BREAST W DEVICE 1ST LESION STEREOTACTIC GUIDE	8	\$2,960.00	25	\$2,370.31	\$1,155.28	\$0.00	26.32
19082 - BX BREAST W DEVICE ADDL LESION STEREOTACTIC GUIDE	1	\$176.00	0	\$0.00	\$0.00	\$0.00	1.65
19084 - BX BREAST W DEVICE ADDL LESION ULTRASOUND GUIDE	2	\$360.00	1	\$180.00	\$0.00	\$0.00	3.10
19281 - PERQ DEVICE PLACEMT BREAST LOC 1ST LES W GUIDNCE	3	\$750.00	10	\$405.13	\$594.87	\$0.00	6.00
19285 - PERQ BREAST LOC DEVICE PLACEMT 1ST LESIO US IMAG	0	\$0.00	1	\$86.98	\$103.02	\$0.00	0.00
76098 - BREAST SURGICAL SPECIMEN	3	\$135.00	7	\$41.28	\$220.63	\$0.00	0.48
77051 - CAD DX MAMMOGRAPHY	8	\$200.00	19	\$36.33	\$261.75	\$0.00	0.48
77052 - CAD SCREENING MAMMOGRAPHY	130	\$3,250.00	251	\$619.79	\$3,955.21	\$0.00	7.80
77057 - MAMMOGRAPHY SCREENING BIL 2 VW FILM STUDY E BREAST	1	\$100.00	2	\$38.00	\$62.00	\$0.00	0.70
G0202 - DIGITAL SCREENING MAMMOGRAPHY	132	\$18,480.00	257	\$6,711.89	\$19,465.11	\$0.00	92.40
G0204 - BILATERAL DIGITAL MAMMOGRAPHY	6	\$990.00	14	\$375.80	\$1,083.04	\$0.00	5.22
G0206 - UNILATERAL DIGITAL MAMMOGRAPHY	12	\$1,680.00	21	\$404.56	\$1,138.47	\$0.00	8.40
	306	\$29,081.00	608	\$11,270.07	\$28,039.38	\$0.00	152.55
BREAST							
CT SCANS							
70450 - CT HEAD WO CONTRAST	341	\$68,200.00	760	\$13,122.93	\$56,548.03	\$0.00	289.85
70460 - CT HEAD WITH CONTRAST	1	\$250.00	0	\$0.00	\$0.00	\$0.00	1.13
70470 - CT HEAD W & WO CONTRAST	5	\$1,500.00	18	\$598.44	\$1,702.23	\$0.00	6.35
70480 - CT ORBIT WO CONTRAST	2	\$400.00	6	\$71.97	\$340.83	\$0.00	2.56
70481 - CT ORBIT W CONTRAST	0	\$0.00	1	\$0.00	\$62.36	\$0.00	0.00
70486 - CT MAXILLO FACIAL WO CONTRAST	26	\$5,200.00	67	\$1,962.11	\$5,501.50	\$0.00	29.64
70487 - CT MAXILLO FACIAL W CONTRAST	3	\$900.00	4	\$130.40	\$998.60	\$0.00	3.90
70488 - CT MAXILLO FACIAL COMBINED	0	\$0.00	5	\$41.78	\$661.77	\$0.00	0.00
70490 - CT NECK WO CONTRAST	3	\$600.00	12	\$352.19	\$817.41	\$0.00	3.84
70491 - CT NECK W CONTRAST	1	\$250.00	0	\$0.00	\$0.00	\$0.00	1.38
70492 - CT NECK W & WO CONTRAST	14	\$4,200.00	24	\$1,049.38	\$3,325.15	\$0.00	20.30
70496 - CT ANGIO HEAD WO & W CONTRAST INC IMAG POST PROCESING	6	\$2,100.00	16	\$851.04	\$2,598.99	\$0.00	10.50
70498 - CT ANGIOGRAPHY NECK WO & W CONTRAST	8	\$2,800.00	21	\$630.87	\$2,478.02	\$0.00	14.00
71250 - CT CHEST WO CONTRAST	61	\$12,200.00	163	\$3,186.62	\$10,369.77	\$0.00	62.22
71260 - CT CHEST W CONTRAST	116	\$34,800.00	293	\$7,870.71	\$34,904.34	\$0.00	143.84
71275 - CT ANGIO CHEST WO & W CONTRAST INC POST PROCESSING	2	\$800.00	0	\$0.00	\$0.00	\$0.00	3.84
72125 - CT CERVICAL SPINE WO CONTRAST	117	\$23,400.00	224	\$5,435.23	\$16,614.53	\$0.00	125.19
72126 - CT CERVICAL SPINE W CONTRAST	2	\$500.00	0	\$0.00	\$0.00	\$0.00	2.44
72128 - CT THORACIC SPINE WO CONTRAST	3	\$600.00	11	\$174.48	\$835.50	\$0.00	3.00
72131 - CT LUMBAR SPINE WO CONTRAST	19	\$3,800.00	61	\$1,008.15	\$4,143.50	\$0.00	19.00
72132 - CT LUMBAR SPINE W CONTRAST	3	\$750.00	4	\$122.76	\$391.94	\$0.00	3.66
72133 - CT LUMBAR SPINE W & WO CONTRAST	0	\$0.00	3	\$55.38	\$237.69	\$0.00	0.00
72192 - CT PELVIS WO CONTRAST	10	\$2,000.00	29	\$609.83	\$1,946.85	\$0.00	10.90
72193 - CT PELVIS W CONTRAST	1	\$250.00	0	\$0.00	\$0.00	\$0.00	1.16
72194 - CT PELVIS WO & W CONTRAST	0	\$0.00	3	\$59.66	\$252.51	\$0.00	0.00
73200 - CT UPPER EXTREMITY CONTRAST	1	\$200.00	5	\$183.00	\$617.00	\$0.00	1.00
73201 - CT UPPER EXTREMITY W CONTRAST	0	\$0.00	1	\$0.00	\$250.00	\$0.00	0.00
73700 - CT LOWER EXTREMITY WO CONTRAST	17	\$3,400.00	40	\$902.85	\$3,091.27	\$0.00	17.00
73701 - CT LOWER EXTREMITY W CONTRAST	3	\$750.00	6	\$134.18	\$397.94	\$0.00	3.48

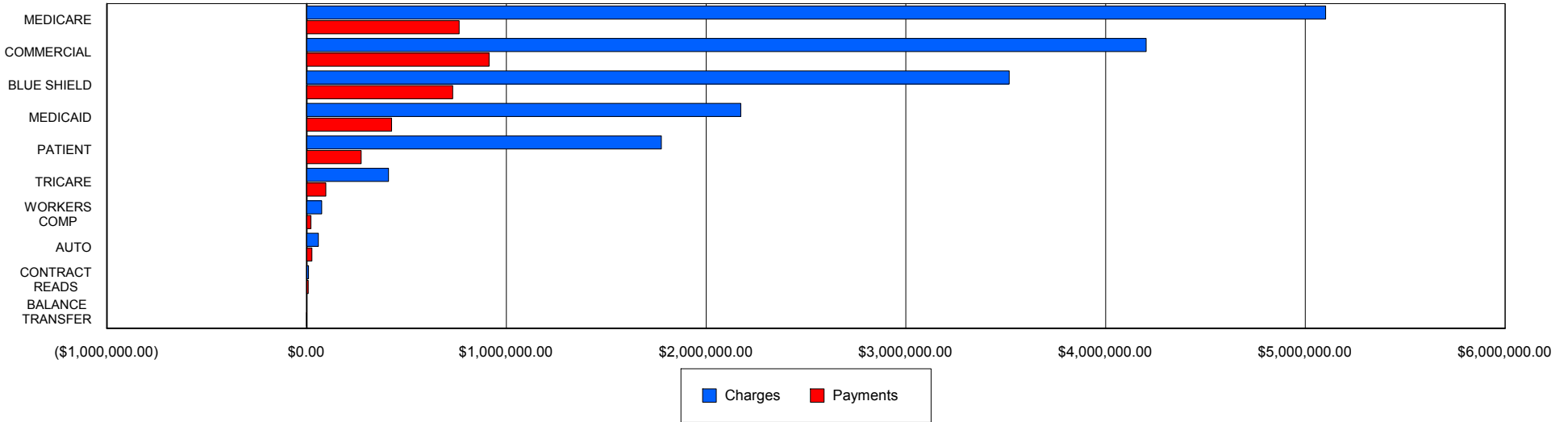
<u>Procedure</u>	<u># Charges</u>	<u>Charges</u>	<u># Payments</u>	<u>Payments</u>	<u>Adjustments</u>	<u>Refunds</u>	<u>Work RVU</u>
1 - UPTOWN MEDICAL CENTER							
73706 - CTA LE W OR WO CONTRAST	0	\$0.00	2	\$92.77	\$307.23	\$0.00	0.00
74150 - CT ABDOMEN WO CONTRAST	8	\$1,600.00	9	\$234.38	\$574.10	\$0.00	9.52
74160 - CT ABDOMEN W CONTRAST	5	\$1,250.00	7	\$340.14	\$909.86	\$0.00	6.35
74170 - CT ABDOMEN W&WO CONTRAST	5	\$1,500.00	6	\$151.48	\$462.52	\$0.00	7.00
74174 - CTA ABDOMEN PELVIS WO CONTRAST	3	\$720.00	6	\$322.78	\$397.22	\$0.00	6.60
74175 - CT ANGIO ABDOMEN WO&W CONTRAST	2	\$800.00	3	\$118.50	\$281.50	\$0.00	3.80
74176 - CT ABDOMEN PELVIS WO CONTRAST	285	\$85,500.00	611	\$26,086.67	\$74,942.49	\$0.00	495.90
74177 - CT ABDOMEN PELVIS W CONTRAST	59	\$23,600.00	129	\$6,033.46	\$22,341.35	\$0.00	107.38
74178 - CT ABDOMEN PELVIS COMBINED	42	\$10,080.00	96	\$4,682.20	\$6,925.28	\$0.00	84.42
75635 - CTA ABD AORTA BIL FEMORAL LE RUNNOFF WO&W CONTRAST	0	\$0.00	3	\$116.29	\$333.71	\$0.00	0.00
77012 - CT GUID NEEDLE PLACEMENT S&I	12	\$3,000.00	24	\$671.77	\$2,520.78	\$0.00	13.92
CT SCANS	1,186	\$297,900.00	2,673	\$77,404.40	\$259,083.77	\$0.00	1,515.07
INTERVENTIONAL/INVAS							
19083 - BREAST BIOPSY W/PLACEMENT CLIP WHEN PERFORMED SURGICAL SPECIMEN 1ST LESION INCLUDES US GUIDANCE	13	\$4,550.00	19	\$1,190.98	\$576.38	\$0.00	40.30
32555 - THORACENTESIS CATHETER OR NEEDLE WITH IMAGING GUIDANCE	9	\$3,735.00	14	\$768.86	\$2,113.07	\$0.00	20.43
37191 - INSERTION INTRAVASCULAR VENA CAVA FILTER	1	\$385.00	3	\$193.23	\$142.48	\$0.00	4.71
49083 - PARACENTESIS ABDOMEN W IMAGING	16	\$3,600.00	26	\$1,888.09	\$1,870.88	\$0.00	32.00
INTERVENTIONAL/INVAS	39	\$12,270.00	62	\$4,041.16	\$4,702.81	\$0.00	97.44
MRI							
70336 - MRI TEMPOMANDIBULAR JT(S)	1	\$250.00	1	\$0.00	\$0.00	\$0.00	1.48
70543 - MRI ORBIT FACE NECK WO & W CONTRAST	0	\$0.00	3	\$89.18	\$310.82	\$0.00	0.00
70544 - MRA HEAD WO CONTRAST	21	\$7,350.00	62	\$1,316.28	\$9,460.82	\$0.00	25.20
70547 - MRA NECK WO CONTRAST	6	\$2,400.00	15	\$288.39	\$1,720.88	\$0.00	7.20
70548 - MRA NECK W CONTRAST	1	\$450.00	3	\$44.22	\$405.78	\$0.00	1.20
70549 - MRA NECK WO&W CONTRAST	11	\$5,280.00	32	\$734.93	\$4,946.46	\$0.00	19.80
70551 - MRI BRAIN WO CONTRAST	24	\$8,400.00	44	\$1,457.97	\$5,509.57	\$0.00	35.52
70553 - MRI BRAIN W & WO CONTRAST	44	\$22,000.00	116	\$5,924.36	\$23,499.64	\$0.00	100.76
72141 - MRI CERVICAL SPINE WO CONTRAST	10	\$2,500.00	25	\$1,103.32	\$2,437.27	\$0.00	14.80
72146 - MRI THORACIC SP WO CONTRAST	4	\$1,000.00	12	\$299.96	\$728.63	\$0.00	5.92
72147 - MRI THORACIC SP W CONTRAST	0	\$0.00	1	\$70.00	\$230.00	\$0.00	0.00
72148 - MRI LUMBAR SP WO CONTRAST	28	\$7,000.00	48	\$1,854.91	\$4,423.00	\$0.00	41.44
72156 - MRI CERVICAL W&WO CONTRAST	4	\$1,600.00	3	\$268.38	\$531.62	\$0.00	9.16
72157 - MRI THORACIC SP W&WO CONTRAST	4	\$1,600.00	7	\$337.11	\$862.89	\$0.00	9.16
72158 - MRI LUMBAR SPINE W&WO CONTRAST	8	\$3,200.00	12	\$908.17	\$2,316.83	\$0.00	18.32
72195 - MRI PELVIS WO CONTRAST	1	\$250.00	1	\$88.50	\$161.50	\$0.00	1.46
72197 - MRI PELVIS WO&W CONTRAST	1	\$450.00	5	\$220.50	\$754.50	\$0.00	2.26
73220 - MRI UE WO CONTRAST OTHER THAN JOINT	0	\$0.00	1	\$115.65	\$271.50	\$0.00	0.00
73221 - MRI UE JOINT WO CONTRAST	9	\$2,250.00	12	\$445.97	\$1,410.21	\$0.00	12.15
73222 - MRI UE JOINT W CONTRAST	1	\$300.00	4	\$167.25	\$432.75	\$0.00	1.62
73223 - MRI UE JOINT WO&W CONTRAST	1	\$350.00	1	\$77.50	\$253.13	\$0.00	2.15
73718 - MRI LE OTHER THAN JT WO CONTRAST	3	\$750.00	5	\$309.20	\$690.80	\$0.00	4.05
73719 - MRI LE OTHER THAN JT W CONTRAST	1	\$300.00	0	\$0.00	\$0.00	\$0.00	1.62
73720 - MRI LE OTHER THAN JT WO&W CONTRAST	3	\$1,200.00	5	\$220.43	\$987.05	\$0.00	6.45
73721 - MRI LE JOINT WO CONTRAST	14	\$3,500.00	23	\$838.17	\$1,791.25	\$0.00	18.90
73722 - MRI LE JOINT W CONTRAST	0	\$0.00	1	\$100.00	\$0.00	\$0.00	0.00
73723 - MRI LE JOINT WO&W CONTRAST	1	\$400.00	1	\$84.07	\$294.48	\$0.00	2.15
73725 - MRA LOWER EXTREMITY W OR WO CONTRAST	4	\$1,600.00	0	\$0.00	\$0.00	\$0.00	7.28
74181 - MRI ABDOMEN WO CONTRAST	12	\$3,000.00	26	\$926.38	\$2,295.10	\$0.00	17.52
74183 - MRI ABDOMEN WO&W CONTRAST	4	\$1,600.00	8	\$381.08	\$854.05	\$0.00	9.04
74185 - MRA ABDOMEN W OR WO CONTRAST	2	\$800.00	1	\$107.50	\$292.50	\$0.00	3.60

XYZ RADIOLOGY, LLC

MTD/YTD by Carrier

Period Ending: 2014/12

Top Carriers by Charges



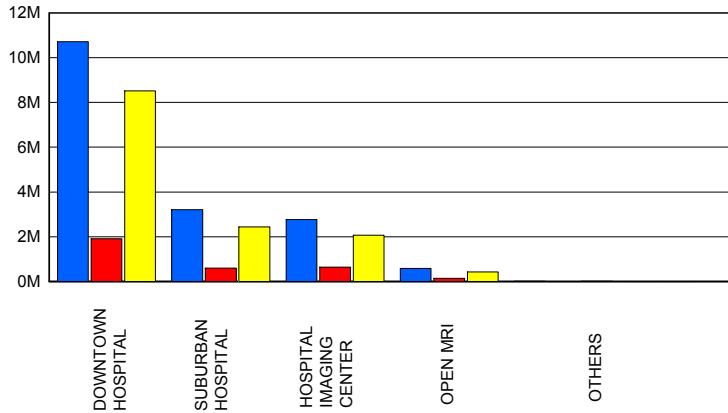
Friday, January 2, 2015 9:34:40AM

	Month-To-Date								Year-To-Date							
	# Proc.	Charges	% Total	Payments	% Total	Adjustments	% Total	Chrg/Proc	# Proc.	Charges	% Total	Payments*	% Total	Adjustments	% Total	Chrg/Proc
AUTO	53	\$7,711.00	0.49	\$3,053.25	1.19	\$553.75	0.05%	\$145.49	428	\$58,928.00	0.34	\$26,428.66	0.79	\$7,874.61	0.06%	\$137.68
BALANCE TRANSFER	0	\$0.00	0.00	\$49.37	0.02	\$(49.37)	0.00%	\$0.00	0	\$0.00	0.00	\$(522.61)	-0.02	\$523.77	0.00%	\$0.00
BLUE SHIELD	2,303	\$306,801.04	19.42	\$60,265.45	23.47	\$187,221.17	16.80%	\$133.22	23,700	\$3,517,325.32	20.30	\$731,581.91	22.00	\$2,427,663.82	17.99%	\$148.41
COLLECTION AGENCY	0	\$0.00	0.00	\$3,133.22	1.22	\$(3,123.06)	(0.28)%	\$0.00	0	\$0.00	0.00	\$68,042.09	2.05	-\$67,645.13	-0.50%	\$0.00
COMMERCIAL	2,852	\$388,345.03	24.58	\$73,696.88	28.70	\$229,512.89	20.60%	\$136.17	28,374	\$4,202,320.29	24.26	\$913,880.52	27.49	\$3,040,462.70	22.53%	\$148.10
CONTRACT READS	17	\$995.80	0.06	\$1,042.06	0.41	\$0.00	0.00%	\$58.58	237	\$9,096.95	0.05	\$7,772.15	0.23	\$0.00	0.00%	\$38.38
MEDICAID	1,557	\$195,011.00	12.34	\$33,008.45	12.85	\$144,630.45	12.98%	\$125.25	15,840	\$2,173,837.01	12.55	\$425,022.15	12.78	\$1,818,543.80	13.48%	\$137.24
MEDICARE	3,196	\$468,294.46	29.64	\$58,028.32	22.59	\$303,564.44	27.24%	\$146.53	35,107	\$5,101,758.18	29.45	\$763,917.17	22.98	\$4,030,898.44	29.87%	\$145.32
PATIENT	1,153	\$171,936.00	10.88	\$15,804.66	6.15	\$222,646.16	19.98%	\$149.12	11,793	\$1,775,337.03	10.25	\$272,416.87	8.19	\$1,869,743.94	13.86%	\$150.54
TRICARE	248	\$36,599.00	2.32	\$7,878.09	3.07	\$27,183.43	2.44%	\$147.58	2,626	\$409,579.00	2.36	\$95,352.91	2.87	\$318,682.63	2.36%	\$155.97
WORKERS COMP	42	\$4,100.00	0.26	\$865.20	0.34	\$2,226.61	0.20%	\$97.62	650	\$75,067.00	0.43	\$20,820.66	0.63	\$47,018.91	0.35%	\$115.49
Grand Total:	11,421	\$1,579,793.33	100.00%	\$256,824.95	100.00%	\$1,114,366.47	100.00%	\$138.32	118,755	\$17,323,248.78	100.00%	\$3,324,712.48	100.00%	\$13,493,767.49	100.00%	\$145.87

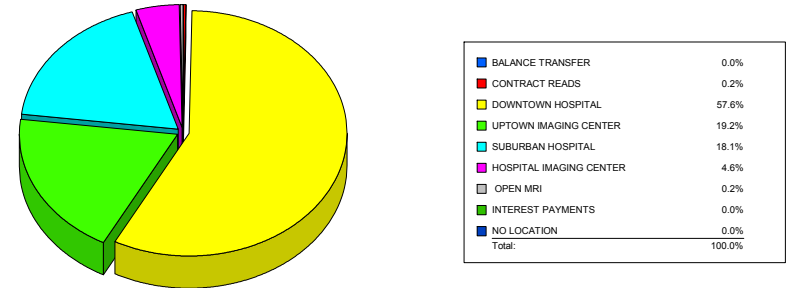
MTD/YTD by Location

Post Date Period Ending: 2014/12

Top 5 Locations - YTD Totals



YTD Collection Percentage by Location



as of 1/2/2015 9:34:43AM

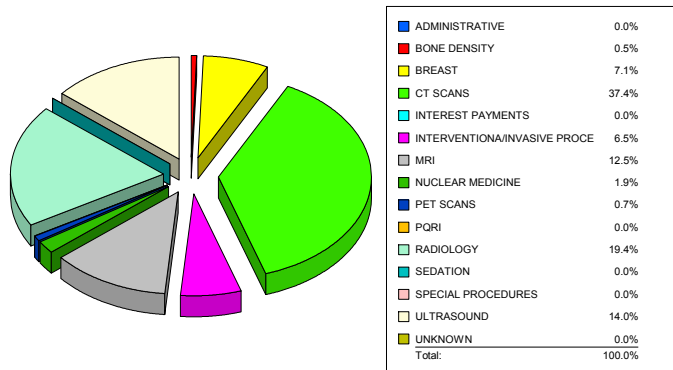
	Month-To-Date						Year to Date					
	# Proc.	Charges	Collections	Adjustments	Chrg/Proc	Pmt/Proc	# Proc.	Charges	Collections	Adjustments	Chrg/Proc	Pmt/Proc
BALANCE TRANSFER	0	\$0.00	\$49.37	\$(49.37)	\$0.00	\$0.00	0	\$0.00	\$-359.39	\$359.39	\$0.00	\$0.00
CONTRACT READS	17	\$995.80	\$1,042.06	\$0.00	\$58.58	\$61.30	237	\$9,096.95	\$7,772.15	\$0.00	\$38.38	\$32.79
DOWNTOWN HOSPITAL	6,082	\$957,443.03	\$144,357.75	\$699,638.13	\$157.42	\$23.74	66,582	\$10,717,616.39	\$1,914,419.30	\$8,519,256.13	\$160.97	\$28.75
UPTOWN IMAGING CENTER	2,107	\$223,428.66	\$47,414.94	\$152,424.54	\$106.04	\$22.50	22,414	\$2,766,620.32	\$639,340.19	\$2,076,573.09	\$123.43	\$28.52
SUBURBAN HOSPITAL	2,430	\$335,657.55	\$50,696.71	\$224,659.36	\$138.13	\$20.86	22,473	\$3,212,150.89	\$602,811.22	\$2,447,501.83	\$142.93	\$26.82
HOSPITAL IMAGING CENTER	783	\$61,804.29	\$12,965.72	\$36,556.10	\$78.93	\$16.56	6,983	\$593,610.23	\$153,567.25	\$432,427.76	\$85.01	\$21.99
OPEN MRI CENTER	1	\$401.00	\$271.40	\$1,137.71	\$401.00	\$271.40	64	\$24,046.00	\$6,813.04	\$17,649.29	\$375.72	\$106.45
INTEREST PAYMENTS	0	\$0.00	\$27.00	\$0.00	\$0.00	\$0.00	0	\$0.00	\$348.72	\$0.00	\$0.00	\$0.00
NO LOCATION	1	\$63.00	\$0.00	\$0.00	\$63.00	\$0.00	2	\$108.00	\$0.00	\$0.00	\$54.00	\$0.00
Grand Total:	11,421	\$1,579,793.33	\$256,824.95	\$1,114,366.47	\$138.32	\$22.49	118,755	\$17,323,248.78	\$3,324,712.48	\$13,493,767.49	\$145.87	\$28.00

XYZ RADIOLOGY, LLC

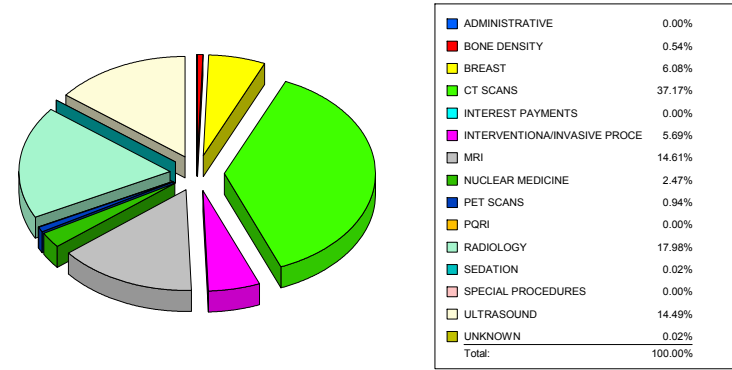
MTD/YTD by Modality

Post Date Period Ending: 2014/12

Month-End All Modalities



Year-End All Modalities



Friday, January 2, 2015

	Month to Date				
	# Procedures	Charges	Charges per Procedure	Payments	Payments per Procedure
ADMINISTRATIVE	0	\$0.00	\$0.00	\$0.00	\$0.00
BONE DENSITY	106	\$7,950.00	\$75.00	\$2,181.23	\$20.58
BREAST	1,916	\$112,113.80	\$58.51	\$30,202.46	\$15.76
CT SCANS	1,706	\$591,392.00	\$346.65	\$84,882.23	\$49.76
INTEREST PAYMENTS	0	\$0.00	\$0.00	\$27.00	\$0.00
INTERVENTIONA/INVASIVE PROCE	139	\$102,037.00	\$734.08	\$20,060.32	\$144.32
MRI	494	\$196,740.00	\$398.26	\$35,720.30	\$72.31
NUCLEAR MEDICINE	133	\$30,579.00	\$229.92	\$4,801.05	\$36.10
PET SCANS	17	\$10,846.00	\$638.00	\$3,495.67	\$205.63
PQRI	353	\$3.53	\$0.01	\$0.00	\$0.00
RADIOLOGY	5,303	\$307,110.00	\$57.91	\$40,738.36	\$7.68
SEDATION	1	\$240.00	\$240.00	\$70.46	\$70.46
SPECIAL PROCEDURES	0	\$0.00	\$0.00	\$0.00	\$0.00
ULTRASOUND	1,253	\$220,782.00	\$176.20	\$34,596.50	\$27.61
UNKNOWN	0	\$0.00	\$0.00	\$49.37	\$0.00
Grand Total:	11,421	\$1,579,793.33	\$138.32	\$256,824.95	\$22.49

	Year to Date				
	# Procedures	Charges	Charges per Procedure	Payments	Payments per Procedure
ADMINISTRATIVE	0	\$25.00	\$0.00	\$0.00	\$0.00
BONE DENSITY	1,252	\$93,900.00	\$75.00	\$19,993.44	\$15.97
BREAST	17,519	\$1,052,427.80	\$60.07	\$391,394.26	\$22.34
CT SCANS	18,492	\$6,439,365.00	\$348.22	\$1,086,799.04	\$58.77
INTEREST PAYMENTS	0	\$0.00	\$0.00	\$348.72	\$0.00
INTERVENTIONA/INVASIVE PROCE	1,443	\$985,044.00	\$682.64	\$224,815.14	\$155.80
MRI	6,331	\$2,530,817.00	\$399.75	\$495,414.01	\$78.25
NUCLEAR MEDICINE	1,781	\$428,039.00	\$240.34	\$82,531.94	\$46.34
PET SCANS	255	\$162,715.00	\$638.10	\$29,536.40	\$115.83
PQRI	4,183	\$41.83	\$0.01	\$0.04	\$0.00
RADIOLOGY	53,147	\$3,114,504.15	\$58.60	\$540,156.96	\$10.16
SEDATION	20	\$4,020.00	\$201.00	\$546.38	\$27.32
SPECIAL PROCEDURES	0	\$0.00	\$0.00	\$143.45	\$0.00
ULTRASOUND	14,329	\$2,509,350.00	\$175.12	\$440,690.65	\$30.76
UNKNOWN	3	\$3,000.00	\$1,000.00	\$12,342.05	\$4,114.02
Grand Total:	118,755	\$17,323,248.78	\$145.87	\$3,324,712.48	\$28.00